

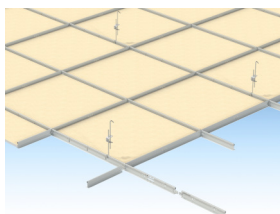



# QUICK-LOCK® T24 CLIP-ON

Visible T-bar systems for lay-in panels are recognized for its superior stability and easy installation. Quick-Lock T24 Clip-on offers a wide range of standard profiles and colour possibilities for a wide range of systems.



# Quick-Lock® T24 Clip-on



## FIRE REACTION

	Fire standard	Class
Standard colors	EN 13501-1	A1
Special post-painted colors	EN 13501-1	A2



## MECHANICAL PROPERTIES

Read more about mechanical properties in the data sheet and DoP, available under downloads



## DURABILITY

The system belongs to Class B according to the EN 13964 standard on suspended ceilings.



## CARBON FOOTPRINT

Life-cycle stages A1 to C4 from EPD, in conformity with ISO 14025 / ISO 21930 /EN 15804

Product	kg CO2equiv/m
Quick-Lock 24/38 HE MB 3600	1,16
Quick-Lock 24/38 HE CT 300	1,19
Quick-Lock 24/38 HE CT 600	1,16
Quick-Lock 24/38 HE CT 900	1,16
Quick-Lock 24/38 HE CT 1200	1,15
Quick-Lock 24/38 HE CT 1500	1,16
Quick-Lock 24/38 HE CT 1800	1,15
Quick-Lock 24/38 HE CT 2400	1,17



## CIRCULARITY

Fully recyclable

Recyclability
Fully recyclable



## INDOOR AIR QUALITY

Quick-Lock systems are classified A+

Certificate / Label	
French VOC	A+



## CE

Quick-Lock grid systems are CE marked according to the European harmonized standard EN13964:2014. CE marked construction products are covered by a Declaration of Performance (DOP) which enables customers and

users to easily compare performance of products available on the European market.

## COLOURS AND DESIGN

### Colours



Snow white



Snow white Ultra-matt



Black (RAL9005)




Black Ultra-matt




RAL9006


### EuroColors



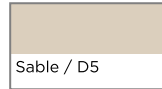
Argile / D1



Calcaire / D2



Dune / D4



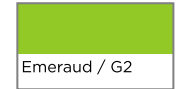
Sable / D5




Terre / D6




Ambre / G1




Emeraud / G2



Grenat / G3



Jade / G4



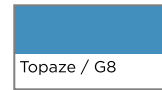
Rubis / G5



Saphir / G6



Soufre / G7



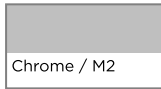
Topaze / G8



Turquoise / G9



Aluminium / M1




Chrome / M2



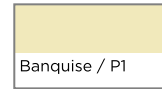
Granite / M3




Plomb / M4




Zinc / M6




Banquise / P1



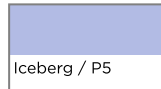
Crépuscule / P2



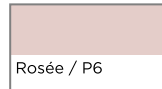
Givre / P3



Glacier / P4



Iceberg / P5




Rosée / P6



Céladon / T1



Cuivre / T2




Ocre / T3



Outremer / T4



Sienne / T5



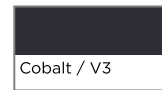
Silex / T6



Ardoise / V1



Basalte / V2



Cobalt / V3



Fer / V4



Lave / V5



Météorite / V6